


CYPP - Improvement Programme Highlight Report

This highlight report updates the Somerset Children's Trust Executive (SCT) about the project's progress to date. It also provides an opportunity to raise concerns and issues with the SCT, and alert them to any changes that may affect the project.

Complete all fields where applicable and state 'nil return' where there is nothing to report in this period

Programme:	4 Building Skills for Life		
Delivery Group:	Somerset Education Partnership Board (SEPB)	Year:	2018/19
Delivery Group Chair:	Interim lead: Dave Farrow, Head of Outcomes and Sufficiency, Somerset County Council	Report Date:	13 th July 2018
Scrutiny Committee Champion:	Cllr. Martin Dimery		

1. Overall Improvement Programme Status

Current Status:	AMBER	Status Trend: <i>(delete as appropriate)</i>	
Reason for current status:			

2. Progress since last Highlight report

Include evidence of how the plan has incorporated the voice and needs of children

Achievements:

- The team around the school model is in progress and open to every school in Somerset. It continues to help build an united approach across services, though as yet effect remains variable from area to area
- Year 11 Transition panels have supported 1,068 students at high risk of becoming NEET this academic year. Over 96% of whom now have a secured intended destination as part of the September Guarantee process
- In June 2018 we piloted our first Year 12 Transition panel with Yeovil College to support any young person who will be leaving at the end of Year 12 who has not got a secure destination for Year 13. This will be rolled out to other colleges from January 2019





Slippage (give reasons and remedial actions)







Nil return








3. Actions and outputs for the next period:


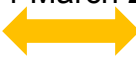


- Awaiting the outcome of an application that has been made to National Collaborative Outreach Programme (NCOP) NSSW for additional funding to provide additional activities for Year 11 Transition Panel students including college application support, visits to FE, 1:1 careers



<p>guidance and employability skills development support</p> <ul style="list-style-type: none"> • An application will be made in November 2018 to support the Year 12 transition panel students • Pilot transition skills course is planned for Year 11 students at highest risk of Permanent Exclusion or Elective Home Education (EHE), to engage with a holistic programme of support
4. Most significant current risk/s:
<ul style="list-style-type: none"> • Work with teaching schools, academy trusts and the Local Authority (LA) as a collective school improvement force, remains a development need, as available funds for school improvement become ever more scarce and pressured • The increasing workload for remaining LA staff remains a risk whilst those leaving are not replaced with like for like posts or workers • The Transition Panel process is managed by the Area Leads who are funded by Somerset County Council using Dedicated Schools Grant (DSG) funding, this funding may cease after next year making the future of the Transition Panels insecure
5. Most significant current issue/s:
<ul style="list-style-type: none"> • The measures of impact around attendance, exclusions and elective home education have shown a steady rise nationally and this has been reflected within Somerset
6. Variances:
<i>Nil return</i>
7. Decisions required from Somerset Children's Trust:

Outcome measure/Performance Indicators	Current performance	Direction of travel <i>(delete as appropriate)</i>
A. Raise our expectations for all children and young people, and minimise any barriers to learning and maximise the opportunities for every child to achieve their full potential by having the opportunity to attend a local good or outstanding early years setting and school benefit from excellent teaching		
Percentage of primary schools judged good or better by Ofsted	85.9% (177/206) June 2018	85.02% (176/207) March 2018 
Percentage of secondary schools judged good or better by Ofsted	78.38% (29/37) June 2018	78.38% (29/37) March 2018 
Percentage of pupils attending a good or outstanding primary school	84.32% June 2018	83.41% March 2018 
Percentage of pupils attending a good or outstanding secondary school	82.05% June 2018	82.05% March 2018 

Outcome measure/Performance Indicators	Current performance	Direction of travel <i>(delete as appropriate)</i>
Percentage of children at or above the expected standard in reading, writing and maths combined at KS2	59% 2017	52% 2016 
Percentage of CLA achieving at or above the expected standard in reading, writing and maths combined at KS2	19% 2017	23% 2016 
Percentage of disadvantaged learners (CLA and FSM) achieving at or above the expected standard in reading, writing and maths in KS2	43% 2017	36% 2016 
Percentage of pupils achieving a [standard] pass in English and maths	63.6% 2017	Not comparable
Percentage of CLA achieving a [standard] pass in English and maths	6% 2017	13% 2016 
Percentage of disadvantaged learners achieving a [standard] pass in English and Maths	41% 2017	39% 2016 
Percentage of early years settings that are judged as good or outstanding	95.3% June 2018	96.1% March 2018 
LA risk analysis of early year's settings.	15 settings receiving support, of which: <ul style="list-style-type: none"> • 11 are red • 4 are amber June 2018	15 settings receiving support, of which: <ul style="list-style-type: none"> • 4 are red • 5 are amber • 6 have not yet been determined March 2018

Outcome measure/Performance Indicators	Current performance	Direction of travel <i>(delete as appropriate)</i>
Number of successful bids to strategic schools' innovation fund	1 led by Taunton Teaching Alliance (Primary Maths)	Not previously reported
B. Ensure the early identification and assessment of vulnerable children and young people including children looked after and those from low income families, so that every child makes good progress and no child gets left behind		
Number of schools participating in the Team Around the School	100% June 2018	100% April 2018 
Number of referrals to the Team Around the School.	74 referrals from the 5 TAS groups who have replied (Crewkerne, Frome, Stanchester, Yeovil and Wells) Summer term (April to July 2018)	Not previously reported
Number of EHA contacts made by schools	1044 last 3 months June 2018	666 last 3 months March 2018
Primary school attendance	95.7% June 2018	95.7% March 2018 
Secondary school attendance	94% June 2018	94% March 2018 
Number of fixed term exclusions compared with the same period last year	4789 June 2018	4332 June 2017 
Number of Permanent exclusions compared with the same period last year	114 June 2018	91 June 2017 
Primary persistent absence	8.2% June 2018	9.8% March 2018 
Secondary persistent absence	14.8% June 2018	15.7% March 2018 

Outcome measure/Performance Indicators	Current performance	Direction of travel <i>(delete as appropriate)</i>
C. Improve outcomes for all children with SEND ensuring the early identification of need and the effective provision of appropriate support		
Percentage of EHCPs completed within 20 weeks	51% May 2018	64% March 2018 
Total number of tribunals	28 May 2018	16 March 2018
Total number of mediations	1 May 2018	1 March 2018 
Reduction of children educated out of area	372 children June 2018	Not previously reported
D. Provide an improved range of opportunities that enable disadvantaged children and young people to be able to have similar options and choices as their peers, so that they can successfully move into education, employment, training and independent adult life and participate in society		
Number of young people NEET	3.5% 3 month average May 2018	3.3% 3 month average March 2018 
Number of Care Leavers NEET	37.2% June 2018	38.3% March 2018 
Number of SCC apprentices	144 apprentices June 2018	Not previously reported

KEY		
Shows improvement 	Stayed the same 	Has deteriorated 